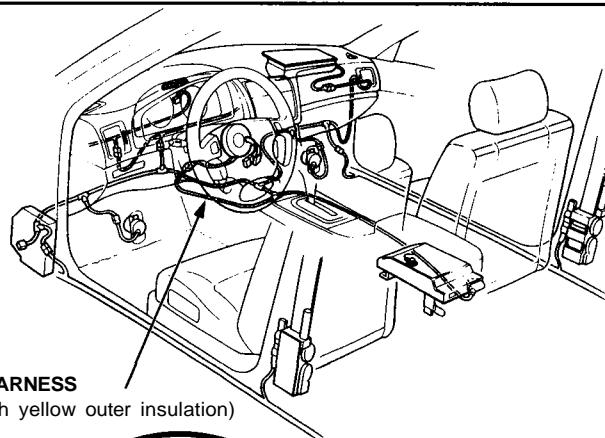


Driving Position Memory System (DPMS)

Component Location Index

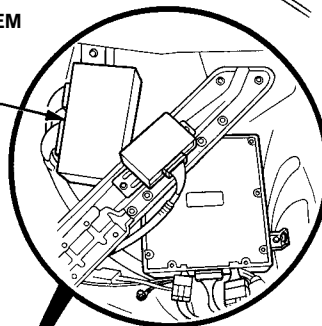
CAUTION:

- All SRS wiring harnesses are covered with yellow outer insulation.
- Before disconnecting any part of the SRS wire harness, install the short connectors (see page 23-409)
- Replace the entire affected SRS harness assembly if it has an open circuit or damaged wiring.

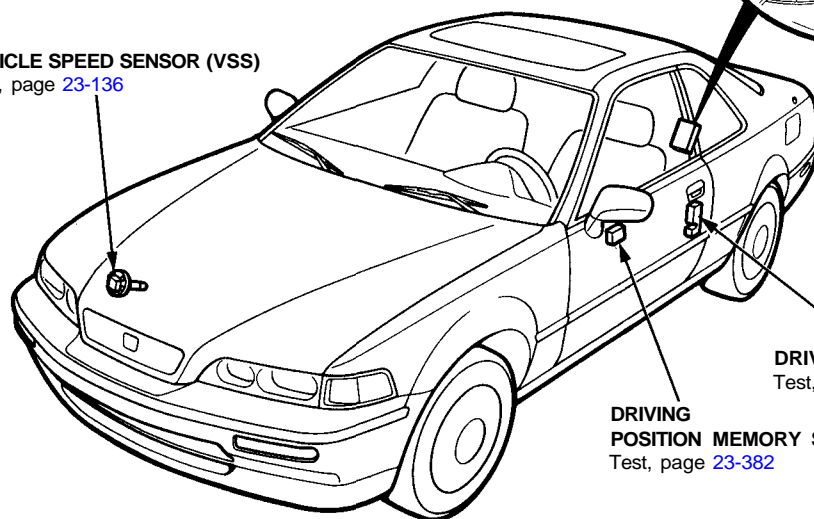


SRS MAIN HARNESS
(Covered with yellow outer insulation)

DRIVING POSITION MEMORY SYSTEM (DPMS) CONTROL UNIT
Troubleshooting, page 23-332
Input/Output signals, page 23-377



VEHICLE SPEED SENSOR (VSS)
Test, page 23-136



DRIVER'S DOOR SWITCH
Test, page 23-201

DRIVING POSITION MEMORY SWITCH
Test, page 23-382

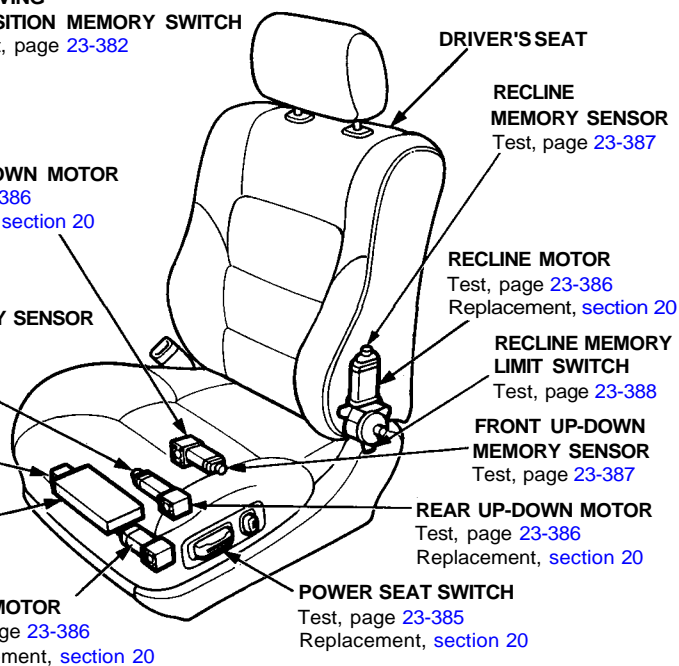
FRONT UP-DOWN MOTOR
Test, page 23-386
Replacement, section 20

REAR UP-DOWN MEMORY SENSOR
Test, page 23-387

SLIDE MEMORY SENSOR
Test, page 23-387

POWER SEAT CONTROL UNIT
Troubleshooting, page 23-332
Replacement, section 20

SLIDE MOTOR
Test, page 23-386
Replacement, section 20



DRIVER'S SEAT

RECLINE MEMORY SENSOR
Test, page 23-387

RECLINE MOTOR
Test, page 23-386
Replacement, section 20

RECLINE MEMORY LIMIT SWITCH
Test, page 23-388

FRONT UP-DOWN MEMORY SENSOR
Test, page 23-387

REAR UP-DOWN MOTOR
Test, page 23-386
Replacement, section 20

POWER SEAT SWITCH
Test, page 23-385
Replacement, section 20

